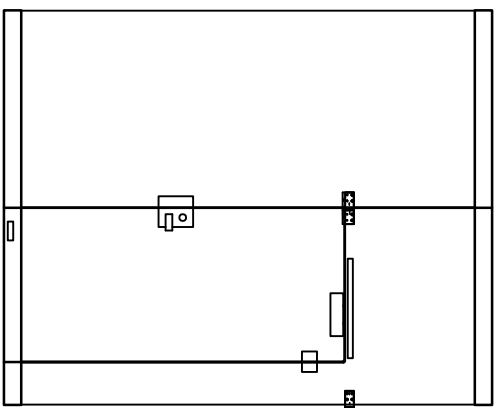
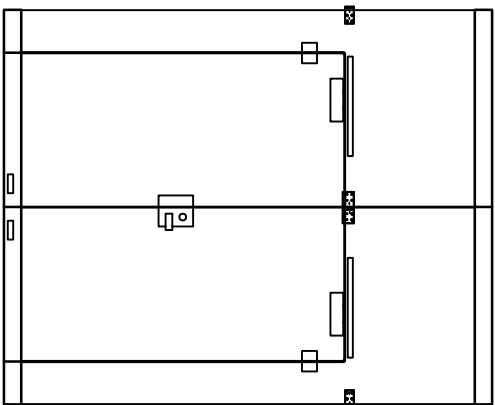



D3- DOOR
 -MAX WIDTH 900mm
 -MAX HEIGHT 2000mm
 -FRAME FOR HINGES min. 300mm
 -LOCKING: IN GLASS ABLÖY 4260 /
 IN BOTTOM PROFILE ABLÖY LC306
 -DOOR CLOSER NECESSARY




D3- DOUBLE-DOOR
 -MAX WIDTH 900+900mm
 -MAX HEIGHT 2000mm
 -FRAME FOR HINGES min. 300mm
 -LOCKING: IN GLASS ABLÖY 4260 /
 IN BOTTOM PROFILE ABLÖY LC306
 -DOOR CLOSER NECESSARY



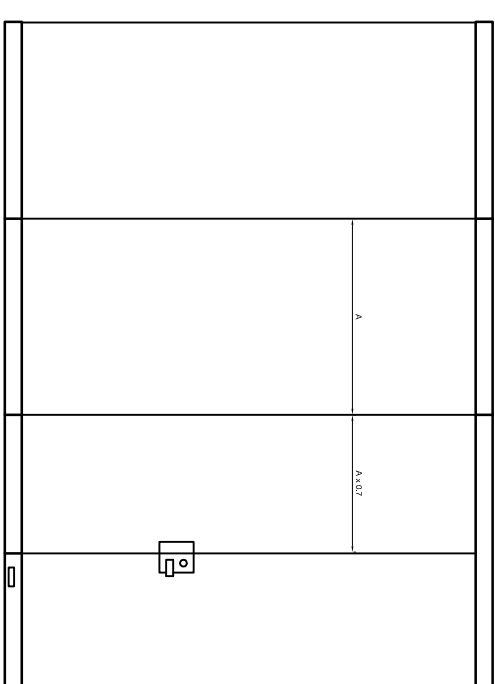
D1- DOOR
 -MAX WIDTH 800mm (ANYWAY MAX WIDTH 0.7 x A)
 -MAX HEIGHT 3000mm
 -HINGED TOGETHER PANEL NEXT TO IT
 -LOCKING: IN GLASS ABLÖY 4260 /
 IN BOTTOM PROFILE ABLÖY LC306
 -NOT SUITABLE FOR L-35-PH2 -SYSTEM



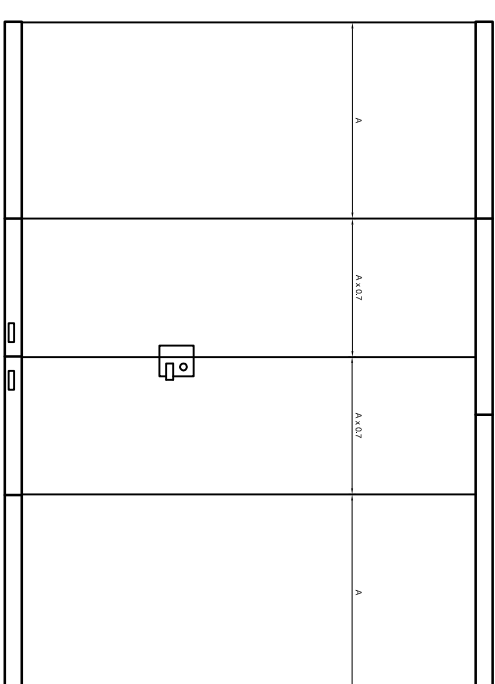
D2- OVI
 -MAX WIDTH 1200mm
 -MAX HEIGHT 3800mm
 (ANYWAY MAX WEIGHT 150 kg)
 -HINGED BETWEEN OVERHEAD (T-10-D) TRACK AND FLOOR
 -NOT A MOVABLE PANEL
 -LOCKING: IN GLASS ABLÖY 4260 /
 IN BOTTOM PROFILE ABLÖY LC306



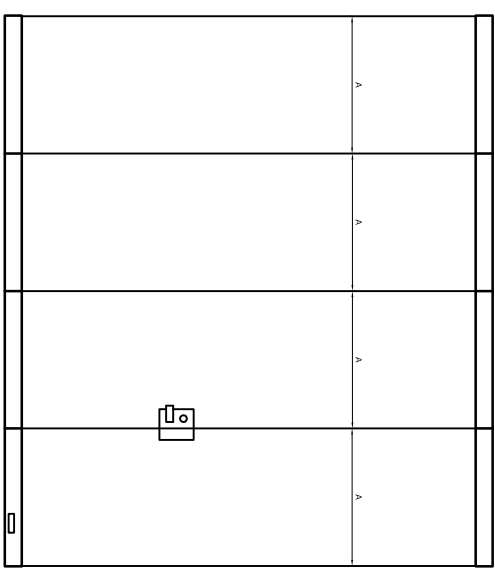
D1+D2- DOUBLE DOOR
 -MAX WIDTH 800mm (ANYWAY MAX WIDTH 0.7 x A)
 -MAX HEIGHT 3000mm
 -HINGED TOGETHER PANEL NEXT TO IT
 -LOCKING: IN GLASS ABLÖY 4260 /
 IN BOTTOM PROFILE ABLÖY LC306
 -NOT SUITABLE FOR L-35-PH2 -SYSTEM



D1+D1- DOUBLE DOOR
 -MAX WIDTH 800mm (ANYWAY MAX WIDTH 0.7 x A)
 -MAX HEIGHT 3000mm
 -HINGED TOGETHER PANEL NEXT TO IT
 -LOCKING: IN GLASS ABLÖY 4260 /
 IN BOTTOM PROFILE ABLÖY LC306
 -NOT SUITABLE FOR L-35-PH2 -SYSTEM



D1- DOOR WITH BALANCE-BOLT
 -ALLOWS ALL PANEL TO BE SAME IN WIDTH
 -MAX WIDTH 800mm
 -MAX HEIGHT 3000mm
 -SARANOTU VIERISEEN ELEMENTTIN
 -HINGED BETWEEN OVERHEAD (T-10-D) TRACK AND FLOOR
 -NOT A MOVABLE PANEL



SCANMIKAEL

OSOITE **WWW.SCANMIKAEL.COM**

ADDRESS **info@scanmikael.com**

e-mail

Työnumero

Job.no.

Drawn from

Asiakas

Client

Massa kg

Subde

Weight kg

DESIGNER

DATE

TUOTE KOODI

Scale

ARKKI KOKO

Muutos

35-DOORS

PRODUCT CODE

Paper Size

Rev.